

**WSK**  
Super Master Series

**WSK**  
Promotion

**ACI SPORT**

**JANUARY 25/28**  
**2024 SOUTH**  
**GARDA**  
**KARTING**

*The way  
of the Champions*



Live Web:  
[www.wsk.it](http://www.wsk.it)

[motorsport.com](http://motorsport.com)

**Mini Gr.3-U10 - Race Director Events' Notes**

**F4**  
ITALIAN  
CHAMPIONSHIP  
CERTIFIED BY FIA  
[www.f4championship.com](http://www.f4championship.com)

**TATUUS**

**LIBE**

**panta**


**VEGA**

**LECONT**

**sparco**



Super Master Series Rd.1-2024



Lenght m.1200 – Pole Position : Left



## THE OFFICIALS DURING THE EVENT



Chairman of the Panel – Mr . Oronzo Di Bari

Technical Delegate

Mr. Giuseppe Nunziante  
Mr . Mario Pacella

Race Director

Mr . Marco Carlino  
Mr . Alessandro Ferrari




## Mini Gr.3 – U10 - Race Distance

Heats 09 Laps

Prefinal 10 Laps

Final 10 Laps

**SOUTH  
GARDA  
KARTING**





**You must use YOUR Transponder and UNILOG during each session!!**  
**(Practice, Warm up, Heats and Races)**



## QUALIFYING PRACTICE SESSIONS

**In accordance to the timing,  
1 Qualifying Practice session  
is scheduled.**

**(06 MINUTES)**

**If a Driver stops in the Repairs Area  
or in the Servicing Park, it will be final.  
He/she shall not be allowed  
to start again.**


An aerial view of a karting race track. The track is paved and has white lane markings. Numerous colorful karts are scattered across the track, some in motion and some stationary. The track is bordered by a red and white striped curb on the left and a grassy area with a white fence on the right. In the background, there are buildings and a banner that reads 'VEGA VEGA VEGA VEGA VEGA'.

**The Race Director retains the right to suspend or stop any session - including with the use of the **Red Flag** - if one or more drivers are deemed to conduct themselves in an incorrect or dangerous manner which may also affect other drivers on the circuit.**



7:40:26

PRE GRID ENTRY



RDSS Karting 2024 - Art.17 -F Starting Grid. Access to the “Pre-Grid” will end five (5) minutes before the time scheduled for the start of the Race. Any kart which has not taken its position on the “Pre-Grid” at that moment shall not be allowed to do so.





## **LIMIT FOR THE MECHANICS' ASSISTANCE**

**Before the start of the Heats/Race**

**3 MINUTES before the scheduled start time, the Mechanics must leave the Assembly Area.**



# INFORMATION

## Sporting Regulation

- If a Driver starts from the Assembly Area after the intervention of a Mechanic, he will take the start from the back of the formation , irrespective of the number of the Formation Laps .





# Race -Pre-Grid Exit



White Line is the Limit for the start out of the pre-grid  
Mechanic Help

RDSS Karting 2024 - Norme Generali – Art.18



Pushers are not allowed to help Drivers once they have crossed the line established at the exit of the “Pre-Grid”.

- **If the kart is to stop on track for any reason, the Driver shall only have a singular attempt to restart, after which the kart is to be moved in a safe location.**

Any unsafe rejoining of the track will be reported to the Stewards. In any case, the rejoining of the track must be done on the kart’s own power and at no instance is the Driver to leave his seat to push the kart to restart





## During Formation Lap

- → No stops
- → No zigzag driving behavior for warm up of tyres from the RED LINE to the Starting Area

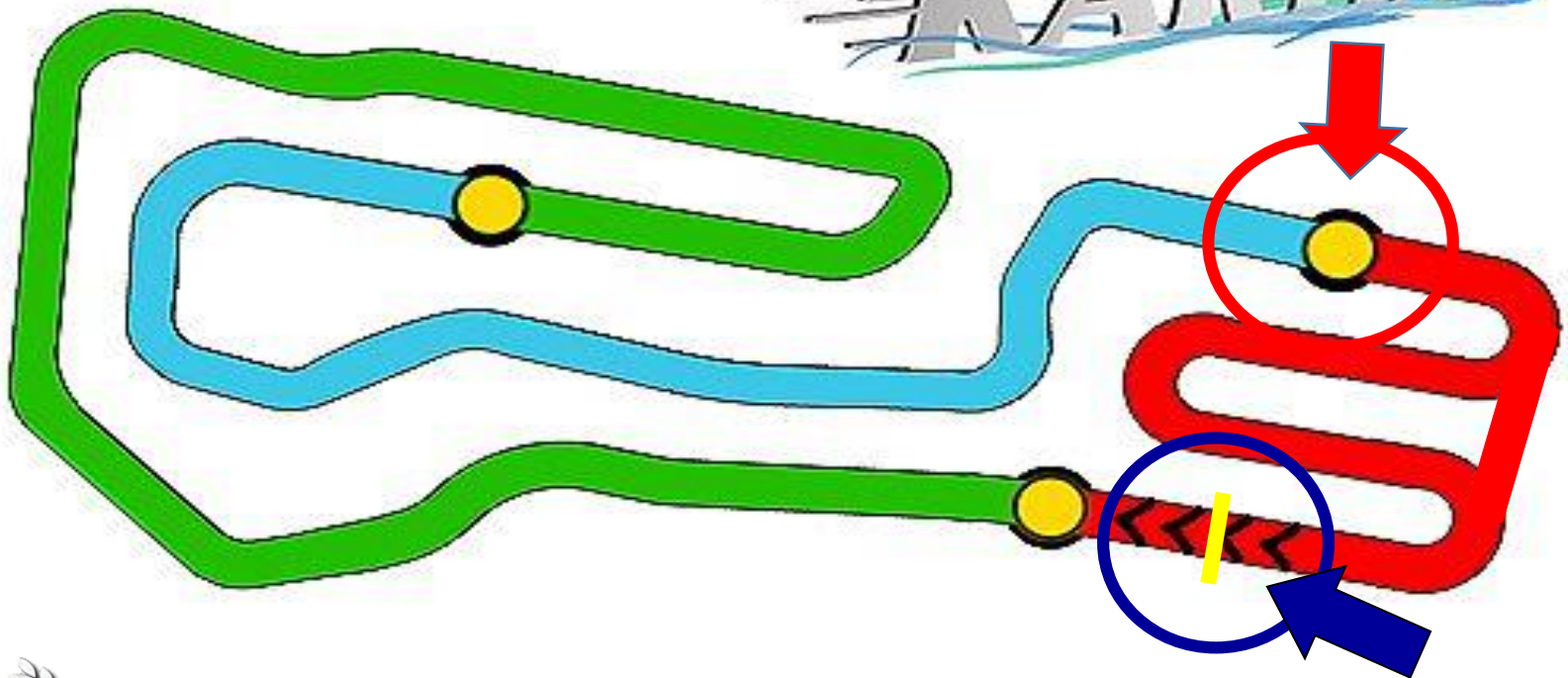


**It's forbidden to overtake from Red Line to Starting Line – Yellow Line**

**FORMATION LAP**

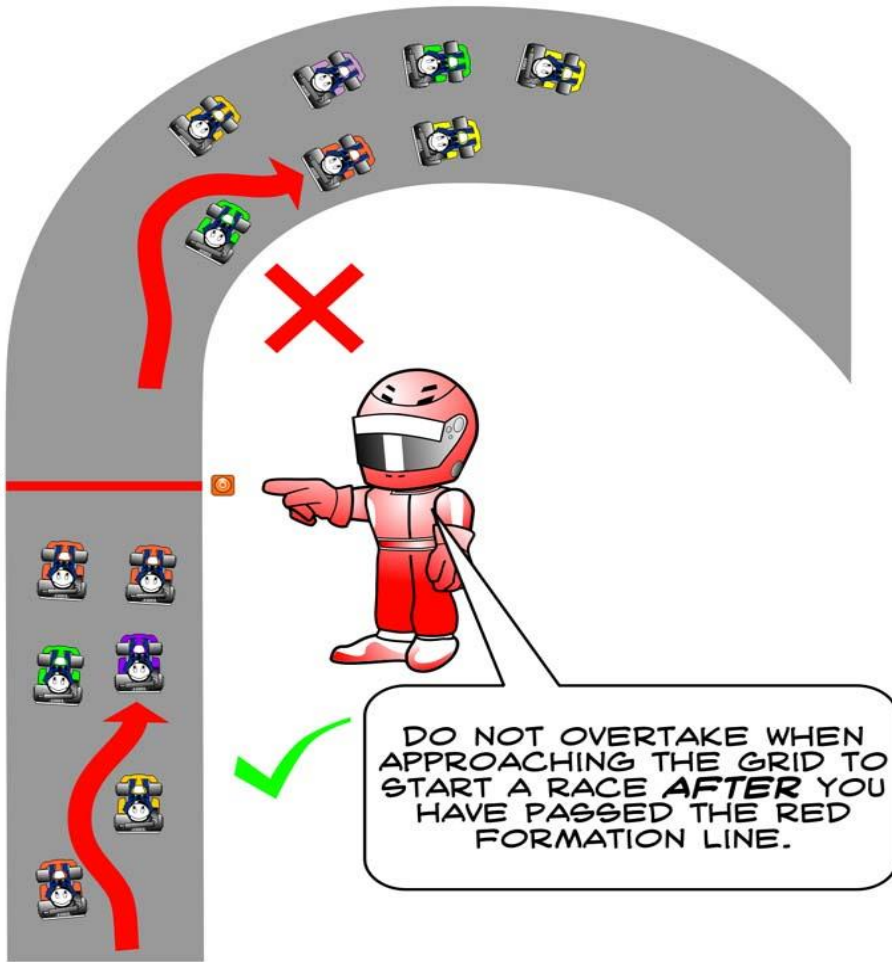
**RED LINE**

**SOUTH  
GARDA  
KARTING**

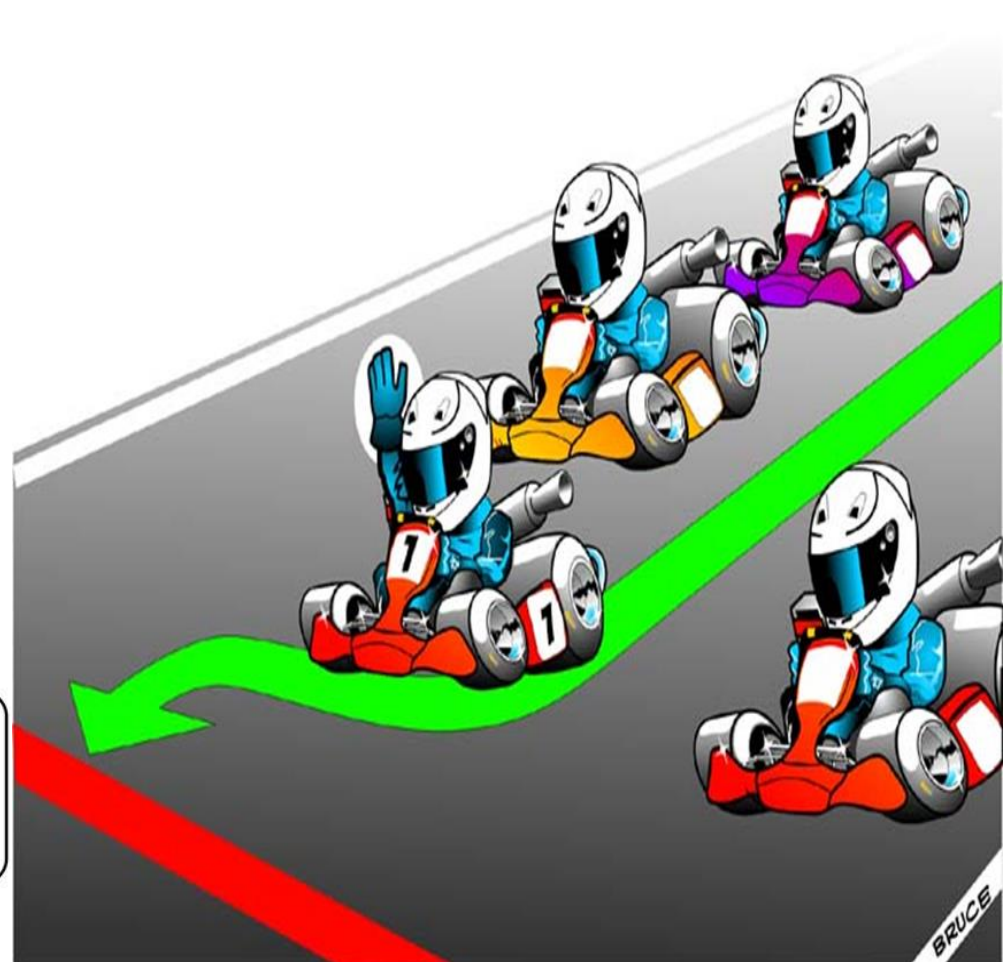


**YELLOW LINE**






DO NOT OVERTAKE WHEN APPROACHING THE GRID TO START A RACE **AFTER** YOU HAVE PASSED THE RED FORMATION LINE.



# FORMATION LAP



RED LINE



NO TYRE WARMING FROM THIS POINT

**SLOW  
SPEED !!**



FORMATION LAP



**SLOW  
SPEED !!**





# STARTING PROCEDURE

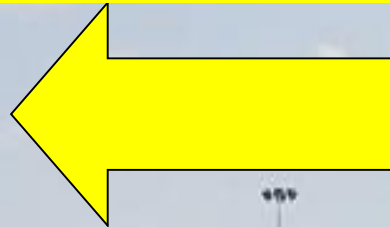




# STARTING PROCEDURE



**START ON YELLOW LINE**



**SLOW  
SPEED !!**



## **TRAM LINES**

THESE ARE THE TWO WHITE LINES THAT RUN DOWN THE TRACK LIKE A RAILWAY LINE ON THE STARTING GRID.








MINI Gr.3 - U10





Starting Line





N.2 Pole Position




N.1 Jump Start  
Penalty 03 or 10 sec.







**START**




**START**

# STARTING PROCEDURE

Only when the lights are OFF you can move out of the lines



# STARTING PROCEDURE






## Time penalty-Starting procedure

For driving out of the start corridor before the lights have been switched off

- Penalty of 3 seconds for partly crossing the corridor
- Penalty of 10 seconds for completely getting out of the corridor



# Additional Formation Lap





**SLOW  
SPEED !!**

**REPAIR AREA IN**



**REPAIR AREA**

**SLOW  
SPEED !!**





# REPAIR AREA OUT



Retake the track out the limit of the corner

# NEUTRALISATION


## DURING A HEAT / RACE



# NEUTRALISATION DURING A HEAT / RACE



**SLOW**



ONE SINGLE LINE BEHIND THE LEADER  
SLOW SPEED  
NO OVERTAKE

**SLOW**








YELLOW FLAG IMMOBILE  
1 LAP TO RESTART



GREEN FLAG  
OVERTAKE AFTER CROSS THE FINISH LINE



**RESTART**





**h) Each lap completed during the neutralisation will be counted as a racing lap.**

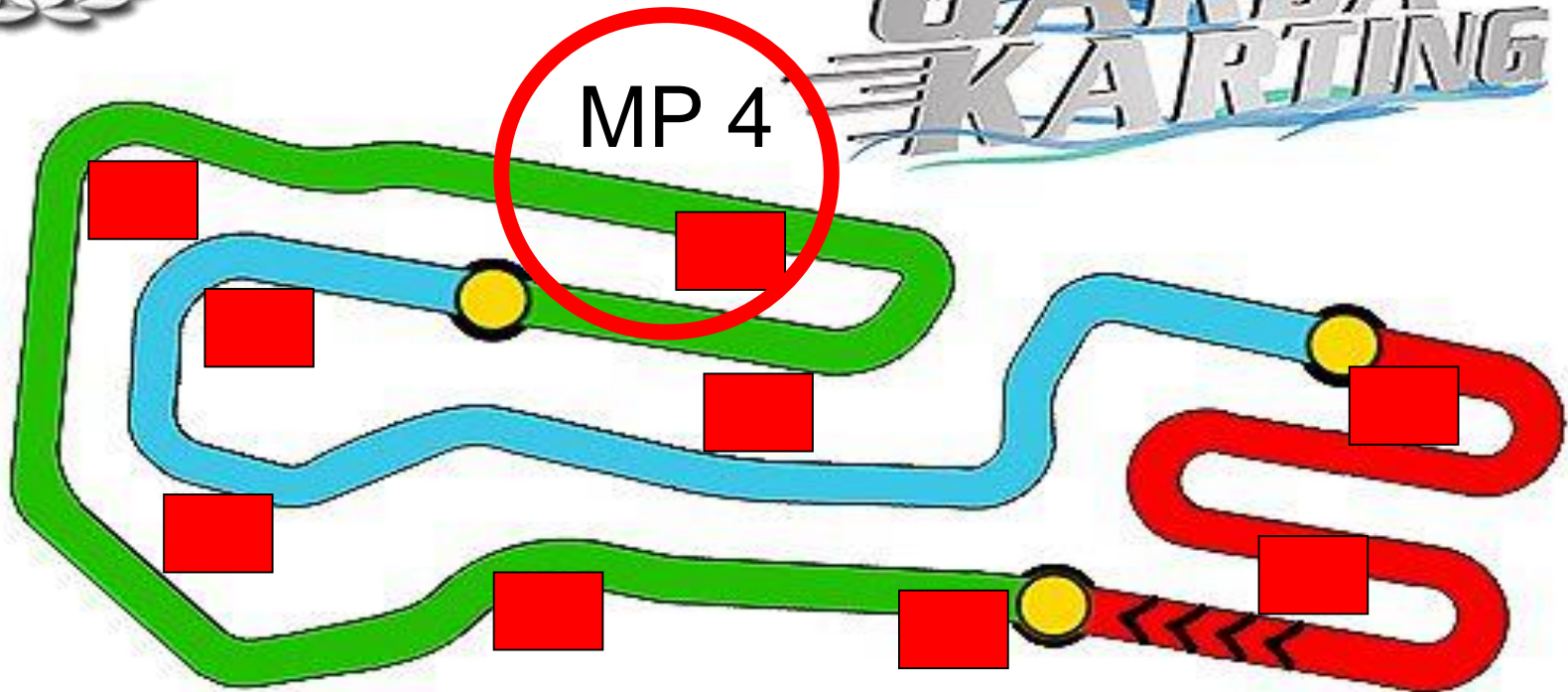
**i) If the race finishes during the neutralisation, the karts will take the chequered flag as usual, without being allowed to overtake.**



# RED FLAG



## SOUTH GARDA KARTING



With slow speed back to the Servicing Parc or near  
MP n. 4 and STOP

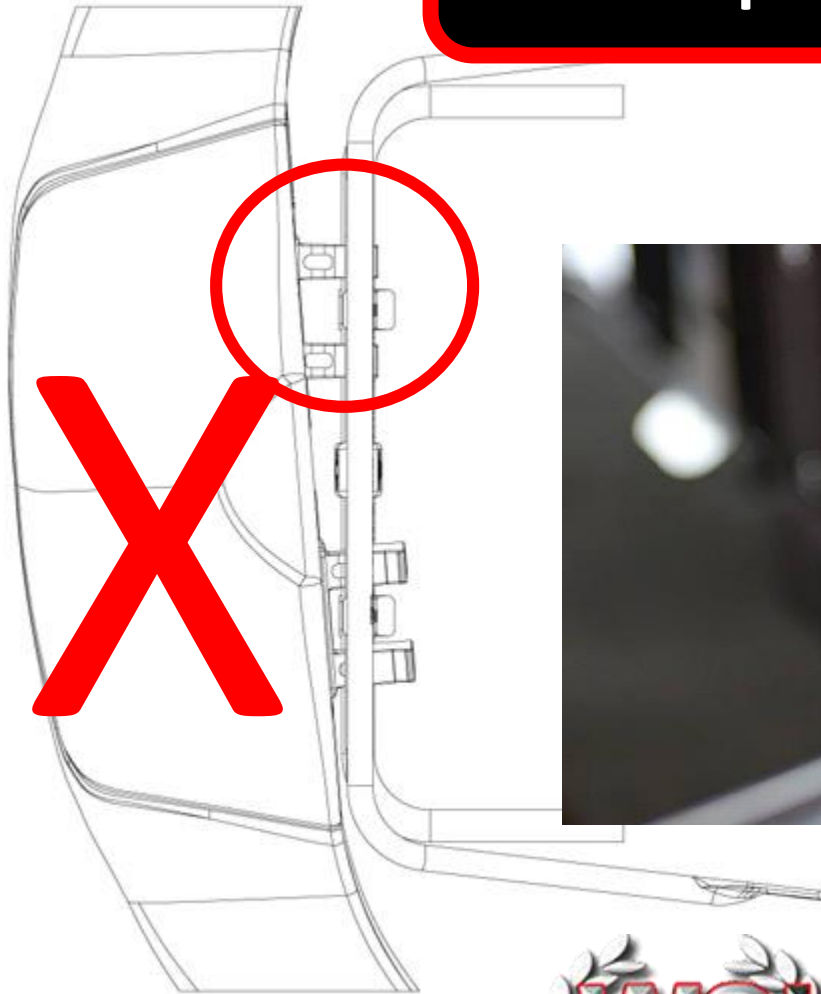
# FLAGS & INFORMATION



# FRONT FAIRING



# FRONT FAIRING Out of position



## FRONT FAIRING

*The black flag with an orange disc will not be shown to a driver if his front fairing is no longer in the correct position.*

*If the judge of fact reports that the front fairing on one or more karts was no longer in the correct position when the "black and white chequered flag" was waved and the kart(s) concerned crossed the finish line, a time penalty of 03 seconds will be imposed on the driver(s) concerned.*

*This time penalty is not susceptible to appeal.*





**NO PRIVATE ON BOARD CAMERA**



**On kart and on the helmet is forbidden**





**UNDER INVESTIGATION**

- If the driver don't respect the Sporting Regulation
- If the driver have caused a collision
- If the driver don't respect flag signalling


The Race Control show the panel  
**UNDER INVESTIGATION**

**164**



- DURING PREFINAL & FINAL  
DRIVER LAPPED OR BEFORE LAPPED

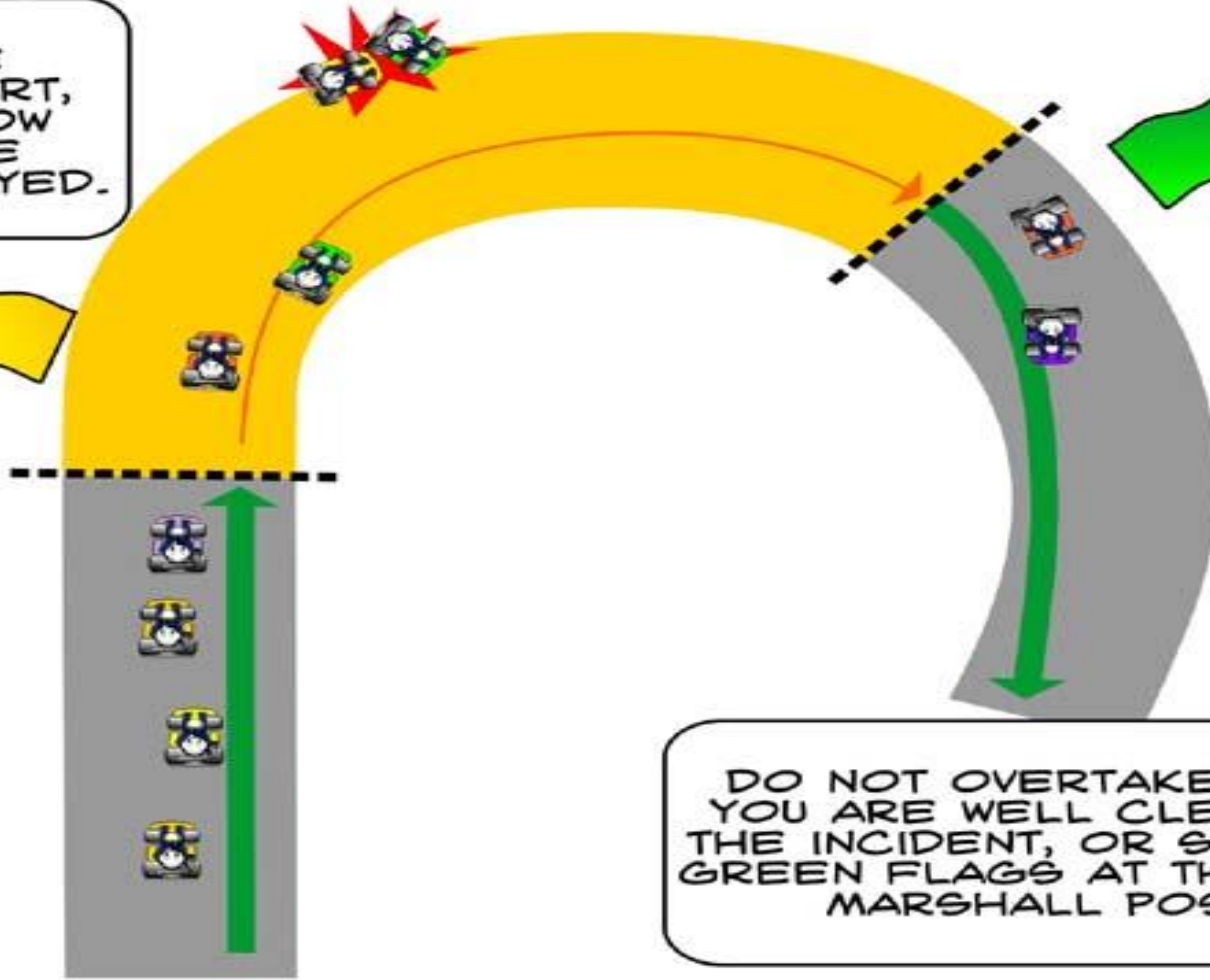
164



# YELLOW FLAG



DO NOT OVERTAKE ANOTHER KART, WHEN YELLOW FLAGS ARE BEING DISPLAYED.




DO NOT OVERTAKE UNTIL YOU ARE WELL CLEAR OF THE INCIDENT, OR SEE THE GREEN FLAGS AT THE NEXT MARSHALL POST.





SHOWS ONLY  
ONCE  
AND THE DRIVER  
MUST TO THE  
REPAIR  
IMMEDIATELY !



**164**



- In the case of a “**WET RACE**” , the choice of tyres will be left to the appreciation of the Drivers ; The Race Director reserving the right to use the Black Flag if the deems that a Driver’s kart is fitted with the wrong set of tyres and that the Driver is too slow and dangerous for other Drivers .The use of “**SLICK**” tyres is therefore mandatory in any other case .





**SOUTH  
GARDA  
KARTING**



**Only for the Final , starting grid on track  
Kart , Driver and Mechanic**



*We wish you a very good weekend*